



PERMANENT CAPITAL CITY FUNDING

THE TIME IS NOW






FULFILLING OUR COMMITMENT

\$176,295,415


2015



\$181,383,548

2020


- Since 2015, our budgets have grown by less than three percent (2.89%)
- That equates to an annual increase of 0.48% since 2015
- If budget grew by 2% annually, our budget would be \$198M+
- All of this happens with \$12.5M in Capital City Funding



THE TIME IS NOW

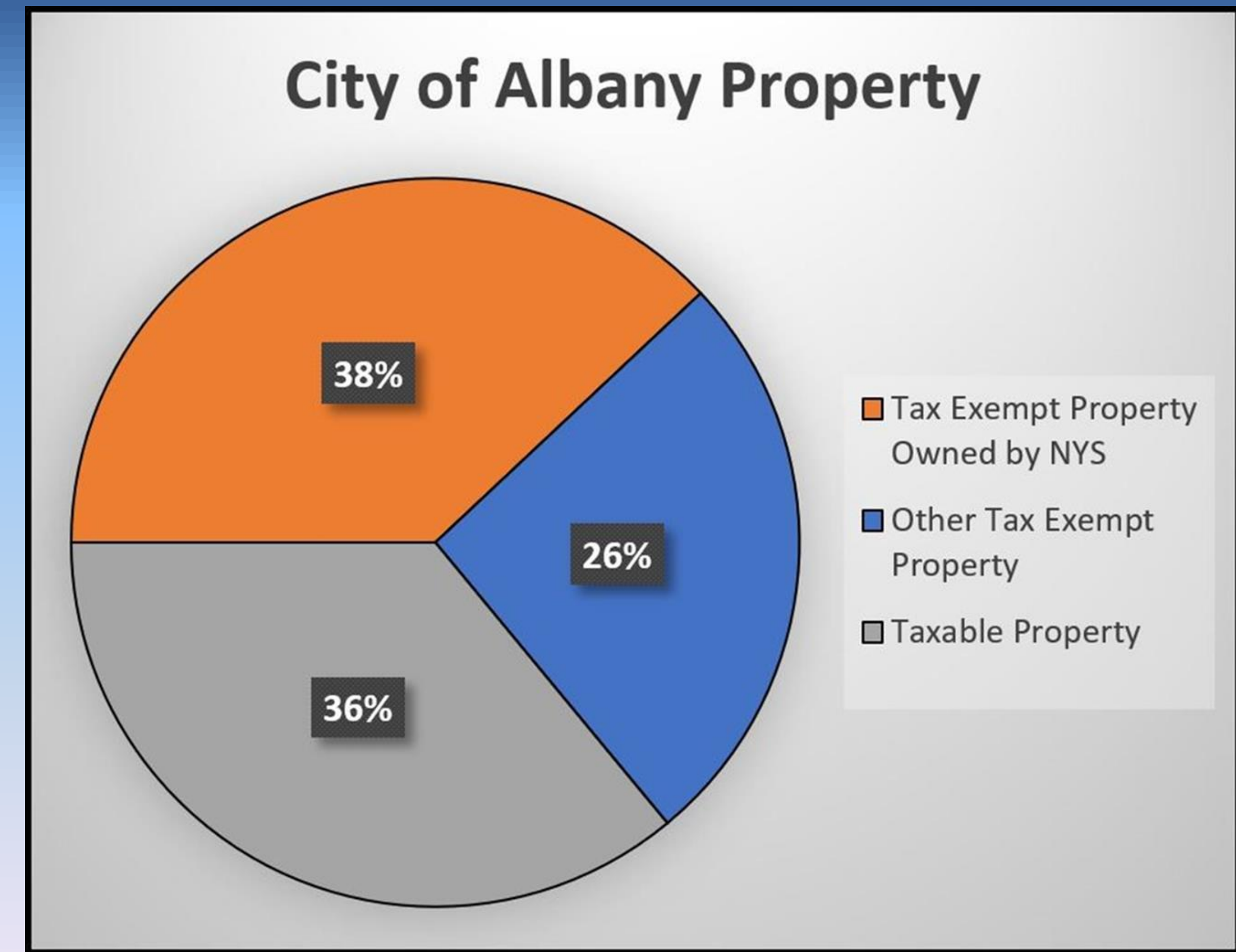



- New York's Capital City shouldn't be left behind as so much progress is made on important issues this session
- Albany shouldn't have to fight, year after year, for a baseline level of aid that every other city of our size enjoys by right



THE CASE FOR CAPITAL CITY FUNDING

- 64% of the property in Albany is tax-exempt, and NYS owns nearly 60% of the tax-exempt property
- Current NYS funding to Albany under Sec. 19-a of the Public Lands Law is equivalent to 0.29% of the value of NYS-owned property in Albany

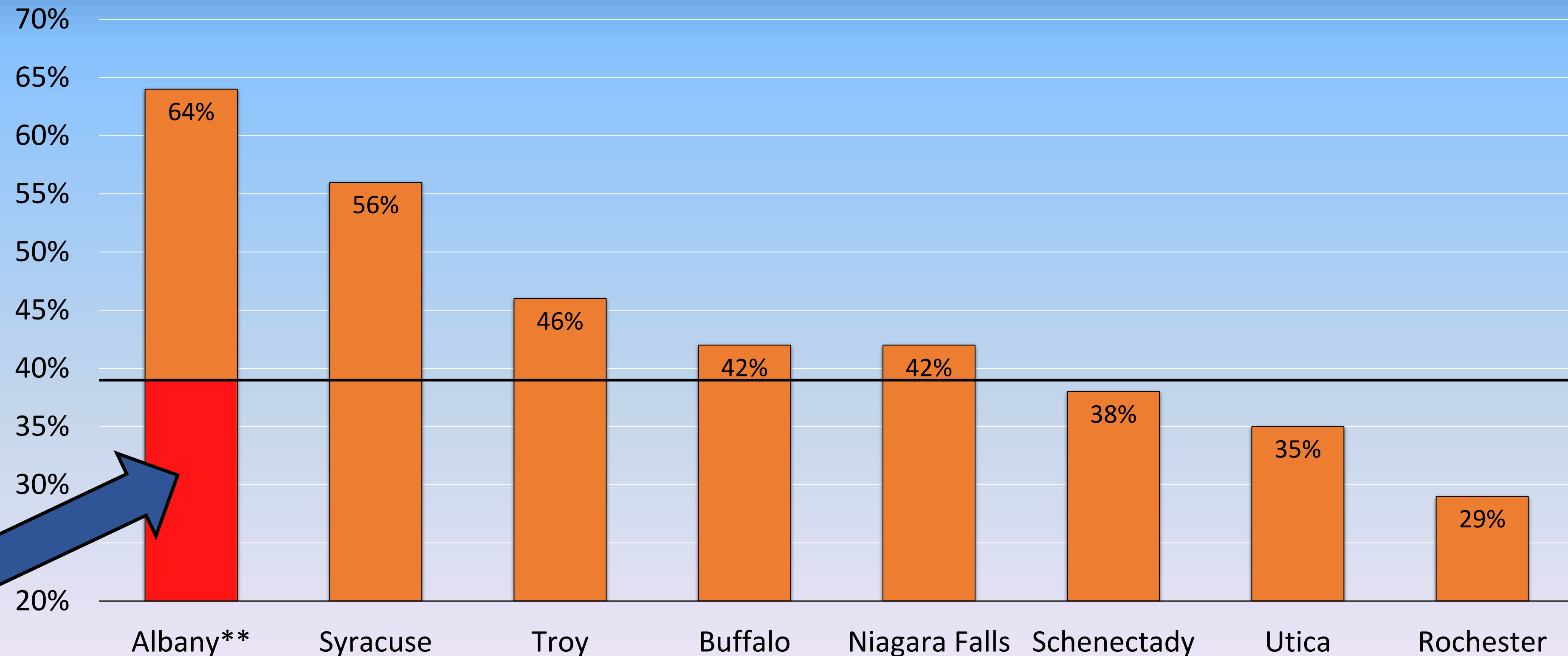





TAX EXEMPT PROPERTY

- NYS owns 38% of Albany's total property value – more than all the tax exempt property in Schenectady, Utica, or Rochester

Tax Exempt Property as a Percentage of Total Land Value*




NYS-owned
property in
Albany



THE AMOUNT OF AIM ALBANY RECIEVES IS UNJUST

- The City of Albany receives less AIM per capita than any other upstate city with at least 48,000 residents


<u>City</u>	<u>Population*</u>	<u>AIM Per Capita</u>
Buffalo	256,304	\$ 629.27
Syracuse	142,749	\$ 502.69
Rochester	206,284	\$ 427.73
Niagara Falls	48,460	\$ 367.20
Utica	60,100	\$ 268.06
Troy	49,374	\$ 248.70
Schenectady	65,575	\$ 170.89
Albany	97,279	\$ 129.60



AIM BY DAYTIME POPULATION

- The AIM per capita disparity among cities is even greater when taking into account daytime populations


<u>City</u>	<u>Daytime Population</u>	<u>AIM Per Capita</u>
Buffalo	357,181	\$451.55
Syracuse	213,686	\$335.81
Rochester	318,110	\$277.37
Utica	84,673	\$190.27
Schenectady	87,521	\$128.04
Albany	180,113	\$70.00



ALBANY CANNOT TAX ITS WAY OUT

- Buffalo's AIM is 109% of its combined city and school tax levy, yet Albany's AIM is 7.14% - this is simply unjust


<u>City</u>	<u>City Tax Levy</u>	<u>School Levy</u>	<u>Total</u>	<u>AIM Aid</u>	<u>AIM as % of Total Levy</u>
Buffalo	\$77,042,242	\$70,822,758	\$147,865,000	\$161,285,233	109.07%
Syracuse	\$36,789,181	\$66,418,788	\$103,207,969	\$71,758,584	69.53%
Rochester	\$59,537,400	\$119,100,000	\$178,637,400	\$88,234,464	49.39%
Utica	\$29,123,371	\$30,005,865	\$59,129,236	\$16,110,473	27.25%
Albany	\$58,850,000	\$117,813,113	\$176,663,113	\$12,607,823	7.14%



EVEN WITH 19-A...

- Albany receives less state aid as a percentage of its general fund than every large upstate city other than Schenectady

<u>City</u>	<u>Population</u>	<u>State Aid as % of City General Fund*</u>
Buffalo	256,304	40.6%
Syracuse	142,749	31.3%
Rochester	206,284	25.9%
Utica	60,100	23.1%
Troy	49,374	22.9%
Niagara Falls	48,460	20.9%
Albany	97,279	16.4%
Schenectady	65,575	13.0%




WHEN SOME PEOPLE THINK OF ALBANY...




Albany County Census Statistics	
Med. Household Income	\$64,535
Per Capita Income	\$36,454
Poverty Rate	11.3%
Homeownership Rate	56.5%



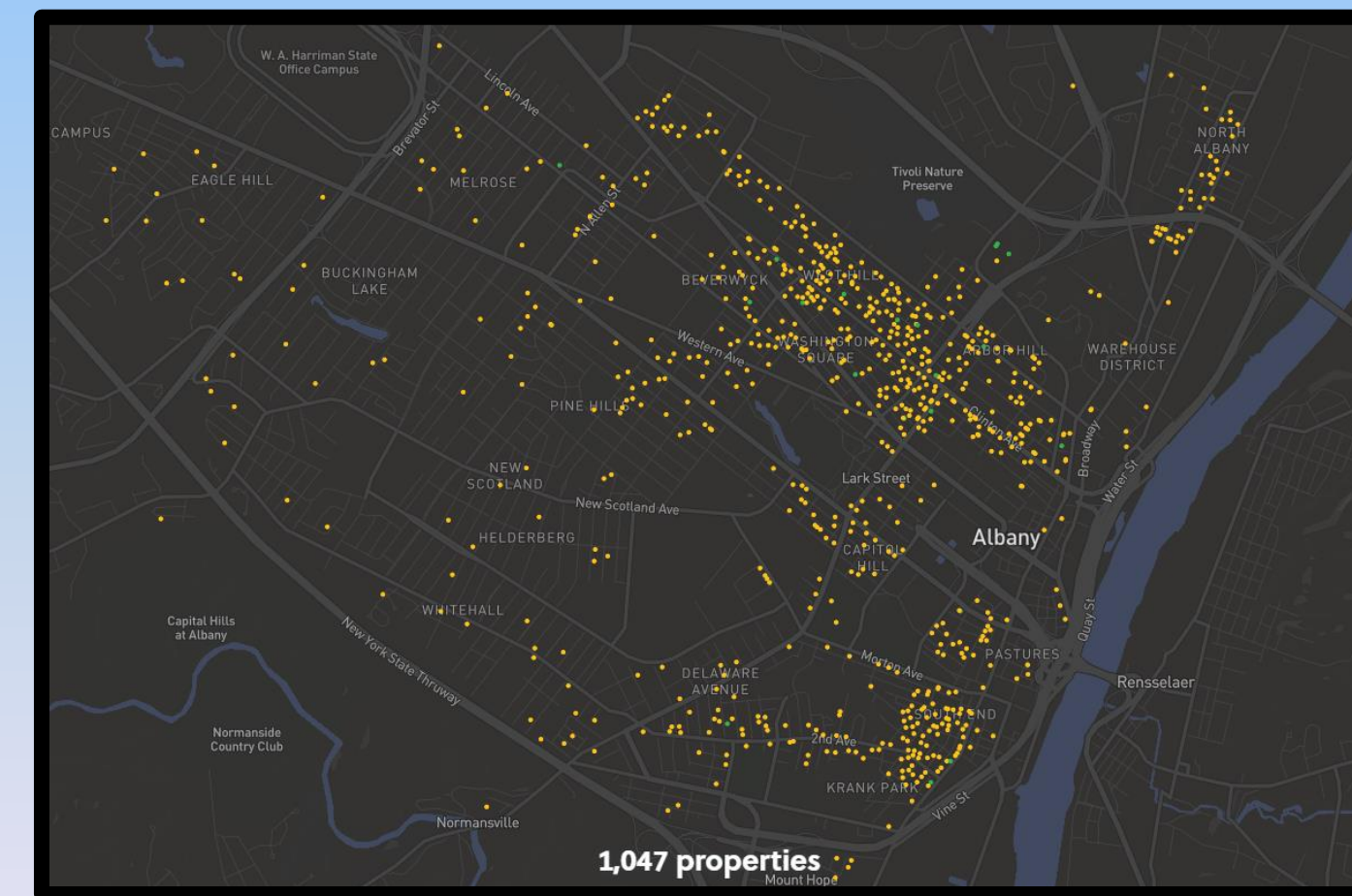



THE REAL CHALLENGES OF ALBANY



City of Albany Census Data

Med. Household Income	\$45,500
Per Capita Income	\$28,402
Poverty Rate	23.8%
Homeownership Rate	36.8%






CLINTON SQUARE



Census Tracts 2 & 11 Census Data	
Med. Household Income	\$23,563
Per Capita Income	\$23,361
Poverty Rate	41.3%
Homeownership Rate	15.5%






AIM PER PERSON IN POVERTY

- Why is a poor person in Buffalo worth nearly four times as much as a poor person in Albany?

<u>City</u>	<u>Poverty Rate</u>	<u>People in Poverty</u>	<u>AIM/Person in Poverty</u>
Buffalo	30.30%	77,660	\$ 2,076.81
Syracuse	31.80%	45,394	\$ 1,580.79
Niagara Falls	27.40%	13,278	\$ 1,340.14
Rochester	32.60%	67,249	\$ 1,312.06
Troy	25.40%	12,541	\$ 979.15
Schenectady	18.40%	12,066	\$ 928.74
Utica	30.00%	18,030	\$ 893.54
Albany	23.80%	23,152	\$ 544.56



PILOTS FROM NONPROFITS?

TIMES UNION


Port only tax-exempt entity to strike multi-year payments with Albany


City officials hopeful other nonprofits will contribute in 2020



Amanda Fries | Nov. 26, 2019 | Updated: Nov. 26, 2019 4:14 p.m.

Earlier this year, Common Council members demanded Fuller Road Management pay the remaining \$1 million it promised after the corporation's board of directors revealed a \$3.76 million surplus in its current fiscal year.





HARRIMAN PILOT




Sheehan suggests \$12.5M pilot for Harriman Campus

Albany mayor among several to testify to state lawmakers for more funding



Amanda Fries | Feb. 11, 2019 | Updated: Feb. 11, 2019 7:37 p.m.

<u>Harriman Development</u>	<u>PILOT Amount</u> <u>1% of Improvements & Acquisition Costs</u>
Wadsworth Lab	\$7,500,000
SUNY Albany ETEC College	\$1,800,000
Various Improvements & Renovations (Dept. of Ag. & Markets Lab, Building 5 Daycare, etc.)	\$2,400,000+
Total Assessed Land Value = \$80,551,200	\$805,512
Harriman PILOT Total	\$12,505,512



MAKE IT PERMANENT THE TIME IS NOW



CAPITAL CITY FUNDING

THE TIME IS NOW

