

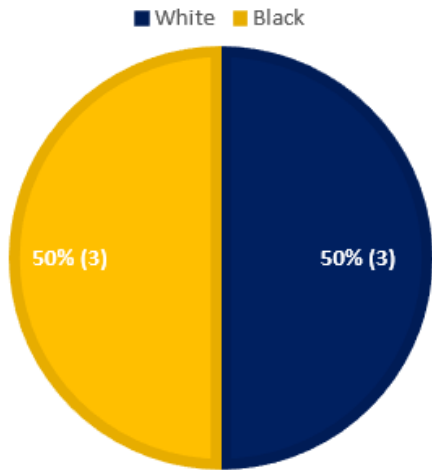
## 2020 Fourth Quarter Arrests and Diversions

February 3, 2021

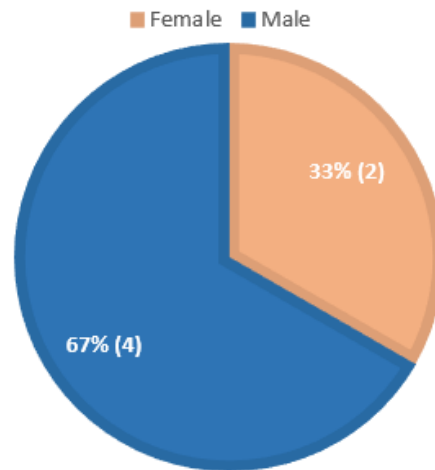
The following document presents an analysis of LEAD diversions and arrests in October, November, and December of 2020; this data is extracted from the APD Record Management System and LEAD documentation.

Charts 1a shows the total number of LEAD diversions (6), by race and gender, made by the Albany Police Department in the fourth quarter of 2020. Additionally, charts 1b shows the total number of arrests (487), by race and gender, excluding diversions made by the Albany Police Department in 2020.

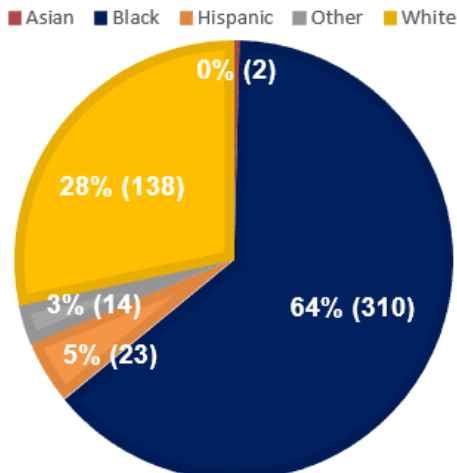
**1A LEAD DIVERSIONS BY RACE**



**1A LEAD DIVERSIONS BY GENDER**



**1B ARRESTS BY RACE**



**1B ARRESTS BY GENDER**

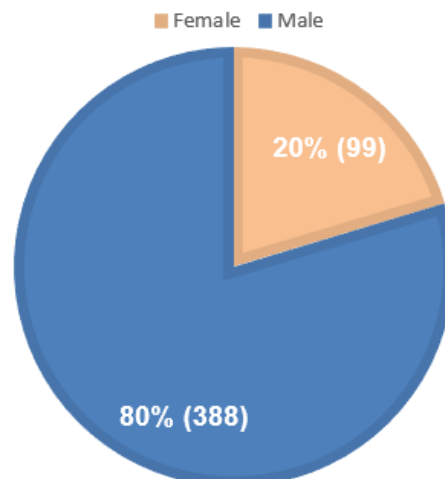


Table 1a shows the total number of LEAD diversions, by age, made by the Albany Police Department in the fourth quarter of 2020. Table 1b shows the total number of arrests, by age, excluding diversions made by the Albany Police Department during the aforementioned timeframe.

LEAD Diversions by Age	
1a	Average Age
Female	34
Male	37
All	36

Arrests by Age	
1b	Average Age
Female	31
Male	34
All	33

Table 2a shows the racial/ethnic breakdown by eligibility status of arrested individuals. The following tables, 2b and 2c, show the gender by percentage for those arrested individuals and average age. Eligibility status of participation in LEAD depends on arrest charge.

Race of Arrestees					
2a	Eligible		Ineligible		Total
Black	25	(48.1%)	285	(65.5%)	310
Pacific Islander	0	(0.0%)	0	(0.0%)	0
Hispanic	4	(7.7%)	19	(4.4%)	23
Other	2	(3.8%)	14	(3.2%)	16
White	21	(40.4%)	117	(26.9%)	138
Total	52	(100%)	435	(100%)	487

Gender of Arrestees					
2b	Eligible		Ineligible		Total
Female	13	(26.4%)	86	(17.7%)	99
Male	39	(73.6%)	349	(82.3%)	388
Total	52	(100%)	435	(100%)	487

Average Age of Arrestees		
2c	Eligible	Ineligible
Avg Age	36 yrs	33 yrs

Table 3a shows the racial/ethnic breakdown of APD’s LEAD quarterly arrests and the reason the officer selected for non-diversion. Table 3b shows the racial/ethnic breakdown of APD’s LEAD eligible quarterly arrests and the reason the officer selected non-diversion.

Note: The officers’ selection of ‘reason for non-diversion’ may not statistically align with the above tables due to there being multiple reasons for non-diversion. This information should be used for broad interpretation purposes only.

<b>3a: All Arrests Non-Diversion Reason</b>	<b>Black</b>	<b>Hispanic</b>	<b>Other</b>	<b>Pacific Islander</b>	<b>White</b>	<b>Total</b>
<b>Arrestee Uncooperative</b>	12	0	0	0	4	16
<b>Victim Declined</b>	53	6	3	0	17	79
<b>Officer / Detective Discretion</b>	77	4	6	0	33	120
<b>Data Unavailable</b>	10	2	0	0	4	16
<b>Disqualifying Criminal History</b>	1	0	0	0	2	3
<b>Domestic Violence Related</b>	35	2	1	0	8	46
<b>Active Mental Health Crisis</b>	0	0	0	0	0	0
<b>Ineligible Offense (Selected Incorrectly)</b>	122	8	6	0	69	205
<b>Not Drug/Mental Health/Poverty Driven</b>	0	0	0	0	0	0
<b>Under Parole Supervision</b>	0	0		0	1	2
<b>Total</b>	<b>310</b>	<b>23</b>	<b>16</b>	<b>0</b>	<b>138</b>	<b>487</b>

<b>3b: Eligible Arrests Non-Diversion Reason</b>	<b>Black</b>	<b>Hispanic</b>	<b>Other</b>	<b>Pacific Islander</b>	<b>White</b>	<b>Total</b>
<b>Arrestee Uncooperative</b>	2	0	0	0	2	4
<b>Victim Declined</b>	12	0	1	0	7	20
<b>Officer / Detective Discretion</b>	3	1	0	0	5	9
<b>Data Unavailable</b>	6	2	0	0	2	10
<b>Disqualifying Criminal History</b>	0	0	0	0	1	1
<b>Domestic Violence Related</b>	0	0	0	0	0	0
<b>Active Mental Health Crisis</b>	0	0	0	0	0	0
<b>Ineligible Offense (Selected Incorrectly)</b>	2	1	1	0	4	8
<b>Not Drug/Mental Health/Poverty Driven</b>	0	0	0	0	0	0
<b>Under Parole Supervision</b>	0	0	0	0	0	0
<b>Total</b>	<b>25</b>	<b>4</b>	<b>2</b>	<b>0</b>	<b>21</b>	<b>52</b>