

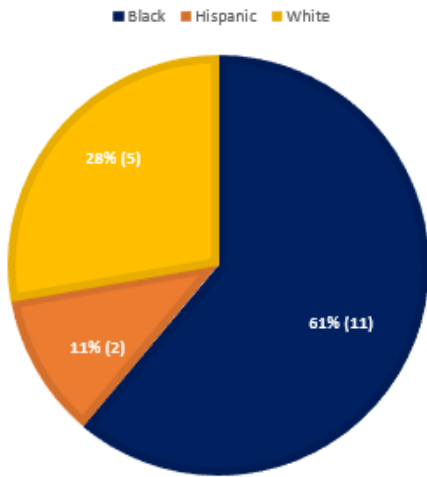
2021 First Quarter Arrests and Diversions

May 7, 2021

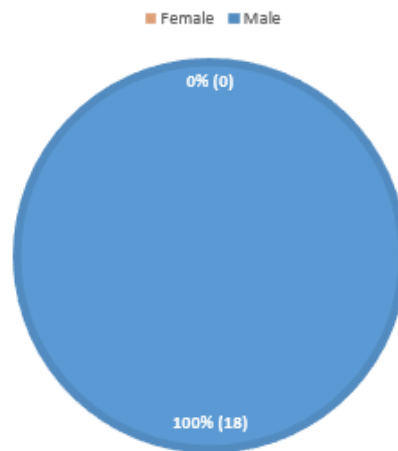
The following document presents an analysis of LEAD diversions and arrests in January, February, and March of 2021; this data is extracted from the APD Record Management System and LEAD documentation.

Charts 1a shows the total number of LEAD diversions (18), by race and gender, made by the Albany Police Department in the first quarter of 2021. Additionally, charts 1b shows the total number of arrests (495), by race and gender, excluding diversions made by the Albany Police Department in 2021.

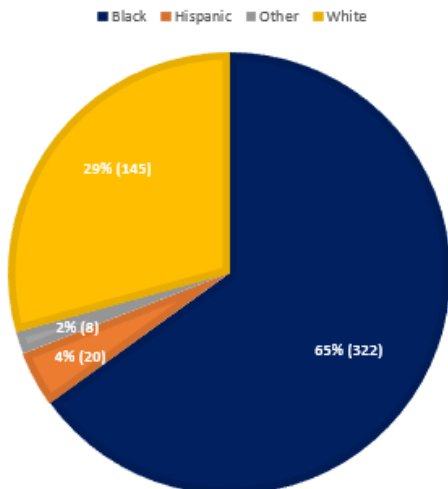
1A LEAD DIVERSIONS BY RACE



1A LEAD DIVERSIONS BY GENDER



1B ARRESTS BY RACE



1B ARRESTS BY GENDER

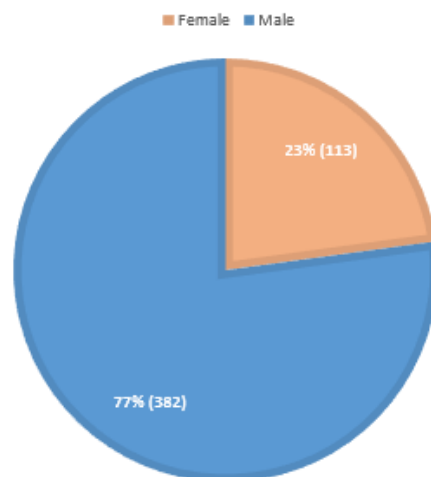


Table 1a shows the total number of LEAD diversions, average age, made by the Albany Police Department in the first quarter of 2021. Table 1b shows the total number of arrests, average age, excluding diversions made by the Albany Police Department during the aforementioned time frame.

LEAD Diversions by Age	
1a	Average Age
Female	N/A
Male	49
All	49

Arrests by Age	
1b	Average Age
Female	32
Male	34
All	34

Table 2a shows the racial/ethnic breakdown by eligibility status of arrested individuals. The following tables, 2b and 2c, show the gender by percentage for those arrested individuals and average age. Eligibility status of participation in LEAD depends on arrest charge.

Race of Arrestees					
2a	Eligible		Ineligible		Total
Black	13	(43.3%)	309	(66.5%)	322
Pacific Islander	0	(0.0%)	0	(0.0%)	0
Hispanic	1	(3.3%)	19	(4.1%)	20
Other	0	(0.0%)	8	(1.7%)	8
White	16	(53.3%)	129	(27.7%)	145
Total	30	(100%)	465	(100%)	495

Gender of Arrestees					
2b	Eligible		Ineligible		Total
Female	8	(26.7%)	105	(22.5%)	113
Male	22	(73.3%)	360	(77.5%)	382
Total	30	(100%)	465	(100%)	495

Average Age of Arrestees		
2c	Eligible	Ineligible
Female	33	32
Male	33	34
Avg Age	33	34

Table 3a shows the racial/ethnic breakdown of APD’s LEAD ineligible quarterly arrests and the reason the officer selected for non-diversion. Table 3b shows the racial/ethnic breakdown of APD’s LEAD eligible quarterly arrests and the reason the officer selected non-diversion. Please see Data Report Appendix for further information.

Note: The officers’ selection of ‘reason for non-diversion’ may not statistically align with the above tables due to there being multiple reasons for non-diversion. This information should be used for broad interpretation purposes only.

3a: Ineligible Arrests Non-Diversion Reason	Black	Hispanic	Other	Pacific Islander	White	Total
Arrestee Uncooperative	0	0	0	0	0	0
Victim Declined	12	1	0	0	4	17
Officer / Detective Discretion	4	0	0	0	1	5
Disqualifying Criminal History	2	0	0	0	0	2
Domestic Violence Related	5	0	1	0	1	7
Active Mental Health Crisis	0	0	0	0	0	0
Ineligible Offense	281	16	7	0	106	410
Not Drug/Mental Health/Poverty Driven	4	2	0	0	17	23
Under Parole Supervision	1	0	0	0	0	1
Total	309	19	8	0	129	465

3b: Eligible Arrests Non-Diversion Reason	Black	Hispanic	Other	Pacific Islander	White	Total
Arrestee Uncooperative	1	0	0	0	0	1
Victim Declined	8	1	0	0	11	20
Officer / Detective Discretion	4	0	0	0	5	9
Disqualifying Criminal History	0	0	0	0	0	0
Domestic Violence Related	0	0	0	0	0	0
Active Mental Health Crisis	0	0	0	0	0	0
Not Drug/Mental Health/Poverty Driven	0	0	0	0	0	0
Under Parole Supervision	0	0	0	0	0	0
Total	13	1	0	0	16	30