



ALBANY

Law Enforcement Assisted Diversion

Q4 REPORT 2022

www.AlbanyLEAD.org

OVERVIEW

Albany LEAD helps people who may experience mental illness, substance use, poverty, or homelessness avoid citation, arrest, and incarceration related to those issues. It does so by providing case managers who support them in addressing immediate and long-term needs.

LEAD seeks to increase equity and reduce harm within communities by reorienting the systems that shape health and safety.

LEAD works to change attitudes, behaviors, and systems – made possible by local stakeholders committed to collaboration and collective response.



Q4 BY THE NUMBERS

This quarterly report provides an analysis of individuals arrested and diverted to LEAD in October, November, and December, drawing on data from the Albany Police Department Record Management System and diversion documentation.

This table tracks people who were arrested during the quarter (each person is only counted once even if they were arrested multiple times during the quarter), as well as eligible arrests (people who were arrested on LEAD eligible charges, who seem to have met eligibility criteria).

FIGURE 1

INDIVIDUALS ARRESTED AND DIVERTED TO LEAD Fourth Quarter (October - December 2022)

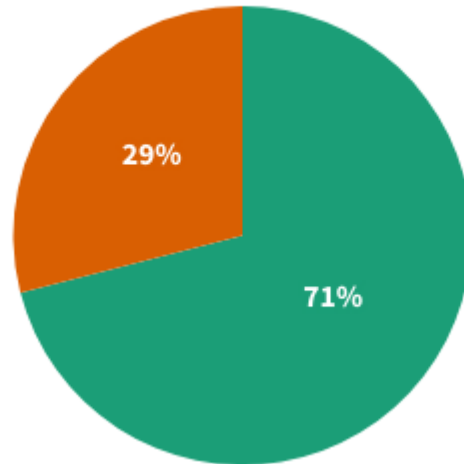
RACE/ ETHNICITY	ARRESTS	ELIGIBLE ARRESTS	DIVERSIONS	% OF ARRESTS DIVERTED	% OF ELIGIBLE ARRESTS DIVERTED
Black	255	20	3	1.2%	13%
White	120	21	5	4.0%	19%
Hispanic	23	3	0	0%	0%
Other	13	2	0	0%	0%
Total	411	46	8	1.9%	14.8%



FIGURE 2

BREAKDOWN OF DIVERTED CHARGES

Petit Larceny Possession of a Controlled Substance



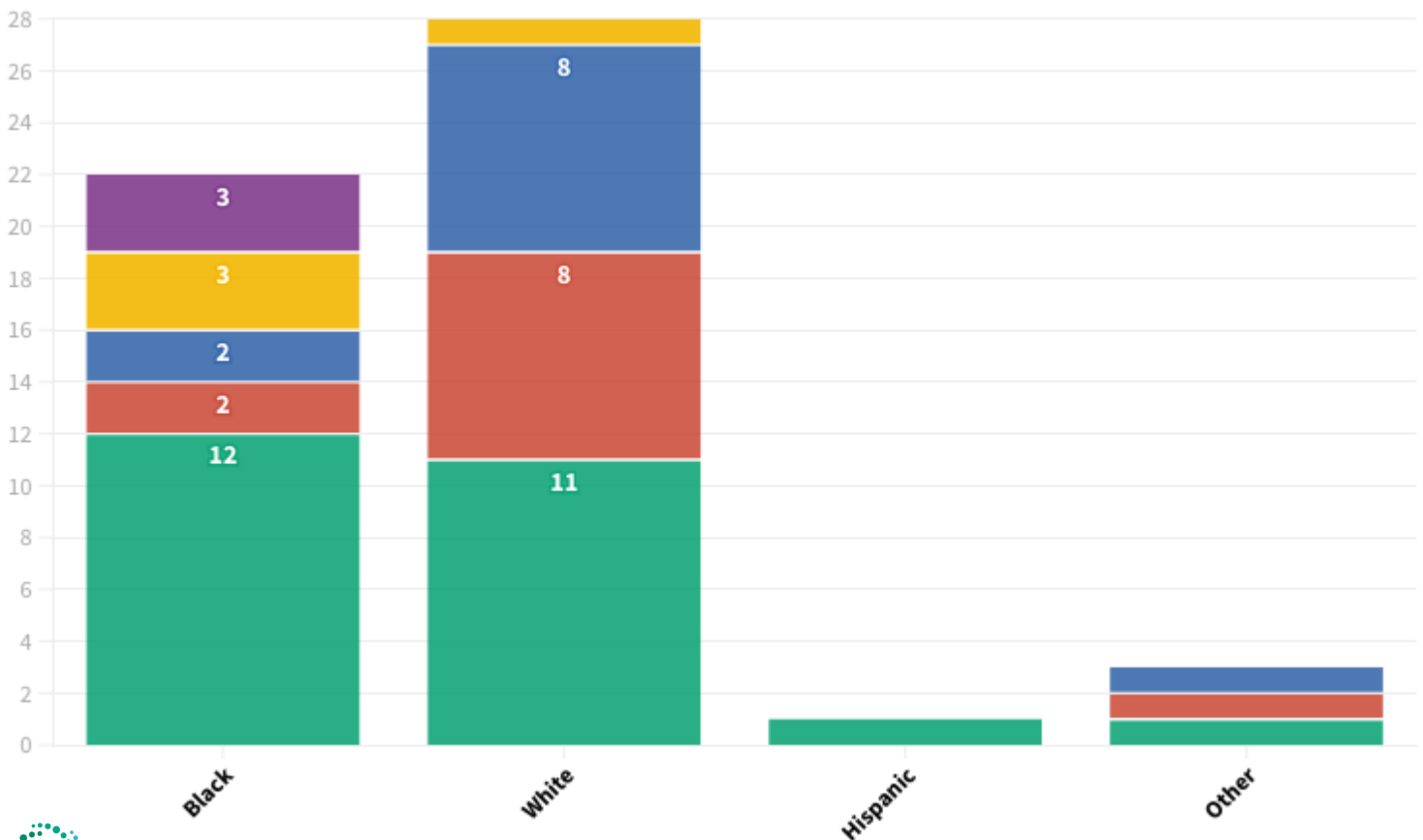
Petit Larceny	5
Possession of a Controlled Substance	2

FIGURE 3

TOP 5 ELIGIBLE CHARGES ON WHICH INDIVIDUALS WERE ARRESTED

Note: this reflects information of the top five eligible charges--not all eligible charges are reflected. Though a charge may be eligible for LEAD, a person's criminal history, lack of agreement from an alleged victim, and other factors could make the case overall ineligible for diversion.

Petit Larceny Trespass 3rd- Enclosure Criminal Poss. Controlled Subs. Criminal Trespass 2nd Trespass



RACIAL AND GENDER BREAKDOWNS

Under a pilot begun in Q3 of 2022, social contact referrals to Albany LEAD may now be made outside of a potential arrest situation for people with a history of arrest due to substance use, mental illness, homelessness or poverty. Nine such referrals were made during Q4.

FIGURE 4

PERCENTAGE OF ARRESTS, DIVERSIONS, AND REFERRALS BY RACE

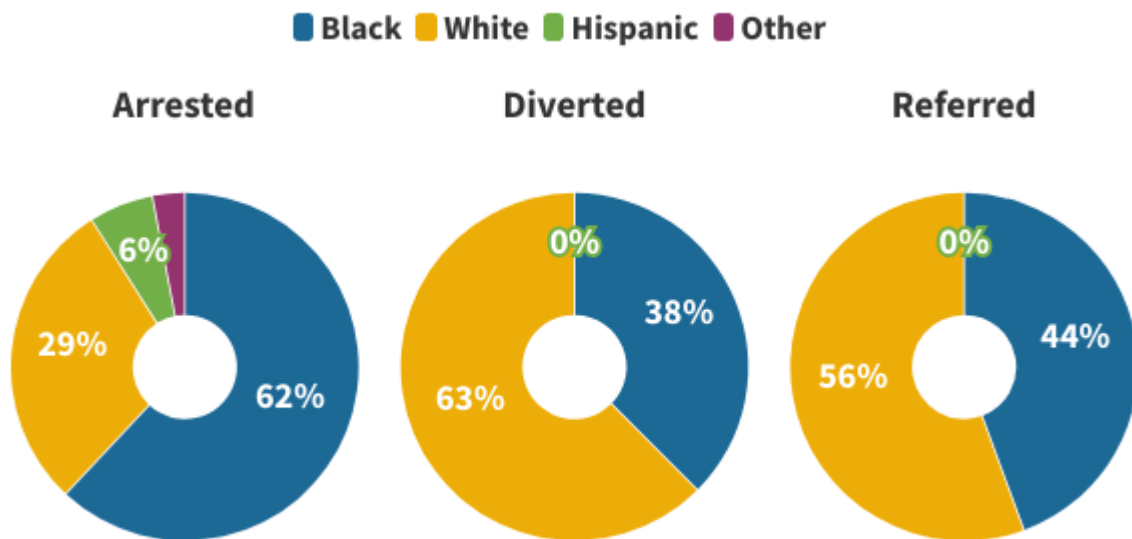


FIGURE 5

PERCENTAGE OF ARRESTS, DIVERSIONS, AND REFERRALS BY GENDER

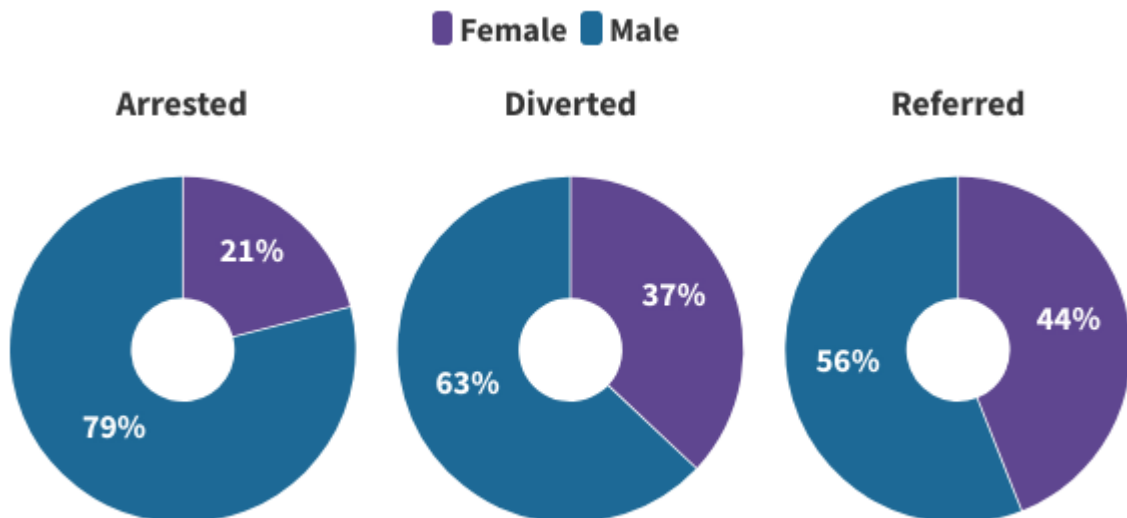


FIGURE 6

LEAD DIVERSIONS/REFERRALS OVER TIME

April 1, 2016 – DECEMBER 31, 2022

RACE/ ETHNICITY	DIVERSIONS	% OF DIVERSIONS	SOCIAL CONTACT REFERRALS	% OF SOCIAL CONTACT REFERRALS
Black	116	36.8%	8	47.1%
White	175	55.6%	7	41.2%
Hispanic	19	6.0%	2	11.8%
Other	5	1.6%	0	0%
Total	315	100%	17	100%



IMPACT

133
PEOPLE
SERVED

During the quarter, 133 people were served by Catholic Charities' Care Coordination Services on behalf of Albany LEAD. The number of services per person ranged from one to 88 services. The chart below presents the most frequently provided services during the quarter.

FIGURE 7

TOP 10 SERVICES PROVIDED

