



ALBANY
Law Enforcement Assisted Diversion

Q1 REPORT 2023

What is Albany LEAD?

Albany LEAD helps people who may experience mental illness, substance use, poverty, or homelessness avoid citation, arrest, and incarceration related to those issues. It does so by providing case managers who support them in addressing immediate and long-term needs.

LEAD seeks to increase equity and reduce harm within communities by reorienting the systems that shape health and safety. LEAD also seeks to change attitudes, behaviors, and systems—made possible by local stakeholders committed to collaboration and collective response.



Q1 Services

104
PEOPLE
PARTICIPATED
IN SERVICES

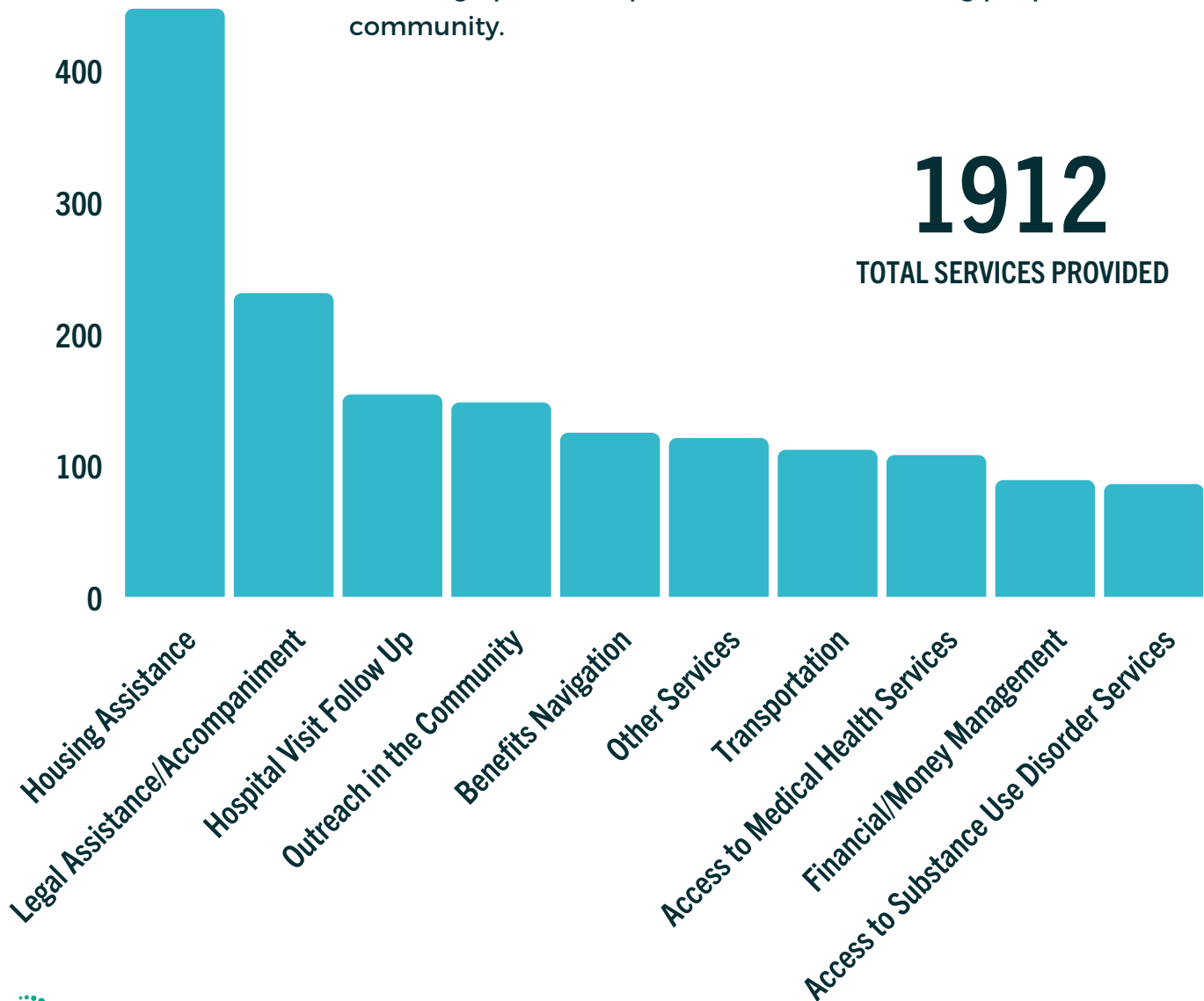
During the first quarter of 2023, 104 people participated in services with Catholic Charities' Care Coordination Services on behalf of Albany LEAD. The number of services per client ranged from one to 172 services. The chart below presents the most frequently provided services during the quarter.

FIGURE 1

Top 10 Services

500

We continue to see high needs related to housing, followed by legal assistance and accompaniment, as well as case managers following up after hospital visits and outreaching people in the community.



1912
TOTAL SERVICES PROVIDED



Q1 Arrests, Diversions & Referrals

This table tracks people who were arrested during the quarter (each person is only counted once even if they were arrested multiple times during the quarter), as well as LEAD-eligible arrests.

Most arrests are not eligible for LEAD diversion, which is limited to certain lower-level charges. In some cases, diversion was not allowed due to past convictions on certain higher-level charges, a victim's refusal to agree to diversion or for other policy reasons; in other cases, officer discretion may have resulted in arrest rather than diversion.

FIGURE 2

Individuals Arrested and Diverted/Referred to LEAD First Quarter (January - March 2023)

Race/ Ethnicity	Arrests	LEAD- Eligible Arrests	Diversions	% of All Arrests Diverted	% of LEAD- Eligible Arrests Diverted	Referrals
Black	288	18	0	0%	0%	7
White	123	14	1	0.8%	6.7%	5
Hispanic	14	1	0	0%	0%	2
Other	20	1	0	0%	0%	1
Total	445	34	1	0.2%	2.9%	15

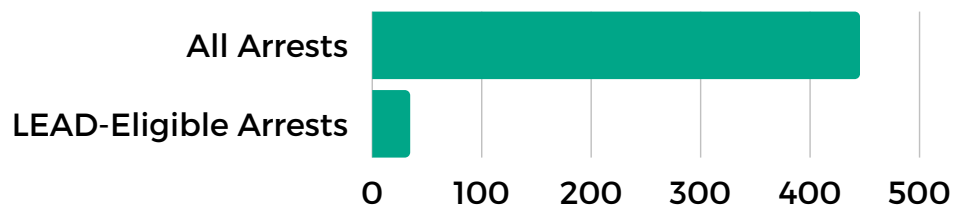


FIGURE 3

Locations of Diversions/Referrals

Note: Location of diversion/referral may differ from the location where someone lives or stays.

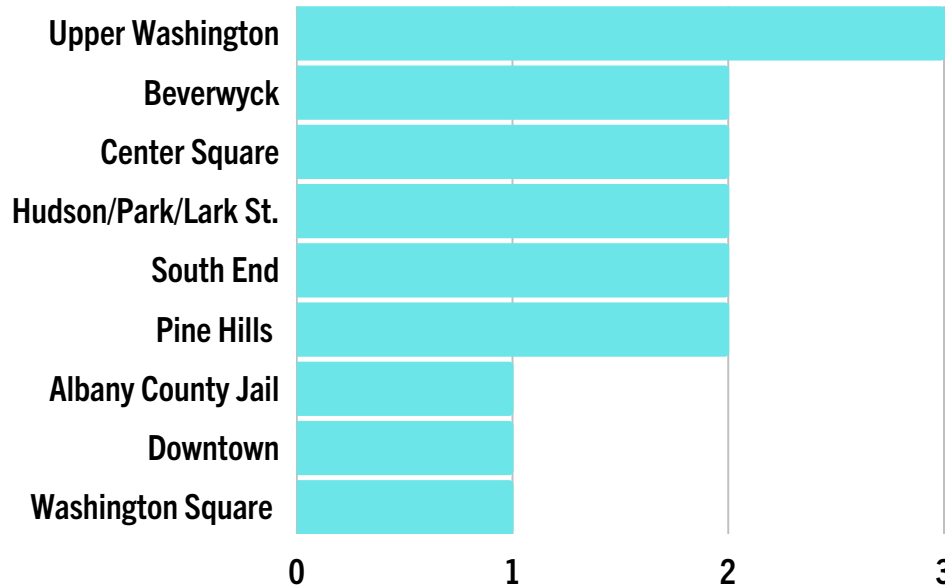
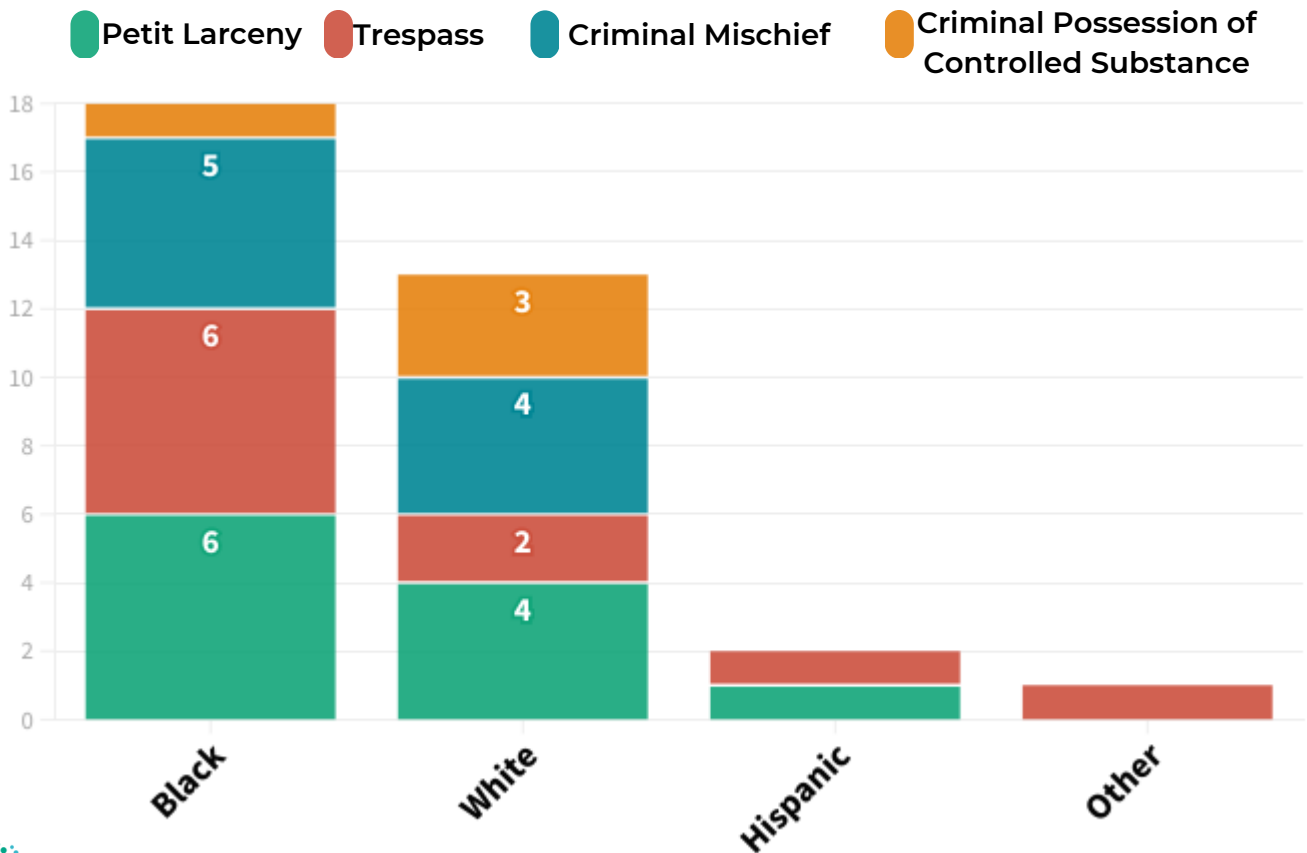


FIGURE 4

Top LEAD-Eligible Charges on Which People Were Arrested

Note: this reflects information of the top eligible charges--not all eligible charges are reflected. Though a charge may be eligible for LEAD, a person's criminal history, lack of agreement from an alleged victim, and other factors could make the case overall ineligible for diversion.



Racial and Gender Breakdowns

Under a pilot begun in Q3 of 2022, social contact referrals to Albany LEAD may now be made outside of a potential arrest situation for people with a history of arrest due to substance use, mental illness, homelessness or poverty.

FIGURE 5
Percentage of Arrests, Diversions, and Referrals by Race in Q1 2023

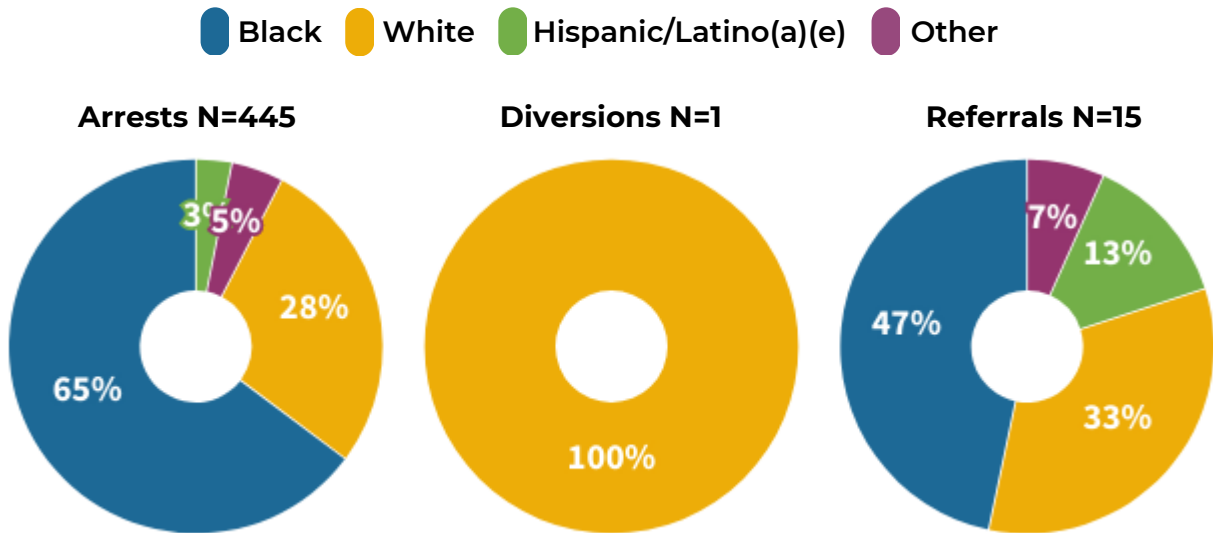


FIGURE 6
Percentage of Arrests, Diversions, and Referrals by Gender in Q1 2023

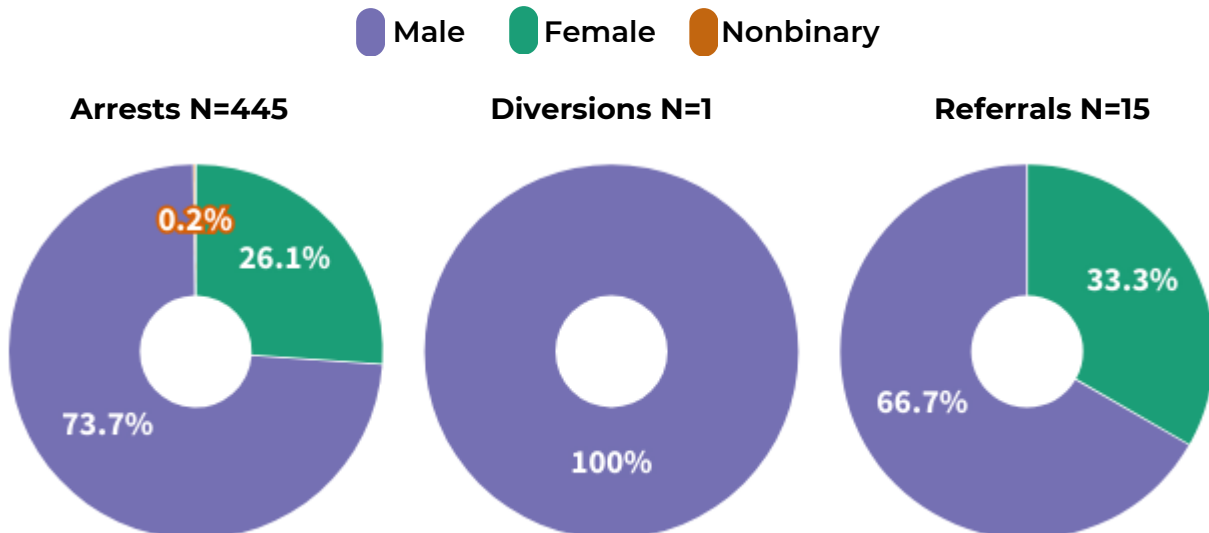


FIGURE 7
LEAD Diversions/Referrals Over Time
 April 1, 2016 – March 31, 2023

Race/ Ethnicity	Diversions	% of Diversions	Social Contact Referrals	% of Social Contact Referrals
Black	116	36.7%	15	46.9%
White	176	55.7%	12	37.5%
Hispanic/ Latino(a)(e)	19	6.0%	4	12.5%
Other	5	1.6%	1	3.1%
Total	316	100%	32	100%

